

Our Mission: To provide supplemental services in support of successful revitalization of Ballston and its economic development

In December 2010, the Arlington County Board, authorized by state enabling legislation, passed an ordinance to establish a Business Improvement District (BID) in Ballston as of January 1, 2011. The property owners within this geographic area have a separate and additional tax rate to fund the BID's programs. Ballston Business Improvement Corporation (BBIC), an organization whose Board of Directors and committee membership includes owners and tenants of property located in the District, oversees the work program.

The Ballston BID provides funding for:

- Branding and marketing
- Physical enhancements
- Management, finance and administration

SIGNIFICANT BUDGET CHANGES

The FY 2014 adopted budget for the Ballston Business Improvement District is \$1,524,736, a three percent increase from the FY 2013 adopted budget.

- The adopted CY 2013 real estate tax rate is \$0.045 for each \$100 of assessed value, no change from the CY 2012 tax rate. Due to the slight increase in assessed real estate values, however, revenue will increase three percent (\$42,104).

PROGRAM FINANCIAL SUMMARY

	FY 2012 Actual	FY 2013 Adopted	FY 2014 Adopted	% Change '13 to '14
Personnel	-	-	-	-
Non-Personnel	\$1,210,643	\$1,482,632	\$1,524,736	3%
Total Expenditures	1,210,643	1,482,632	1,524,736	3%
Total Revenues	1,234,912	1,482,632	1,524,736	3%
Change in Fund Balance	\$24,269	-	-	-

BALLSTON BUSINESS IMPROVEMENT DISTRICT
FUND STATEMENT

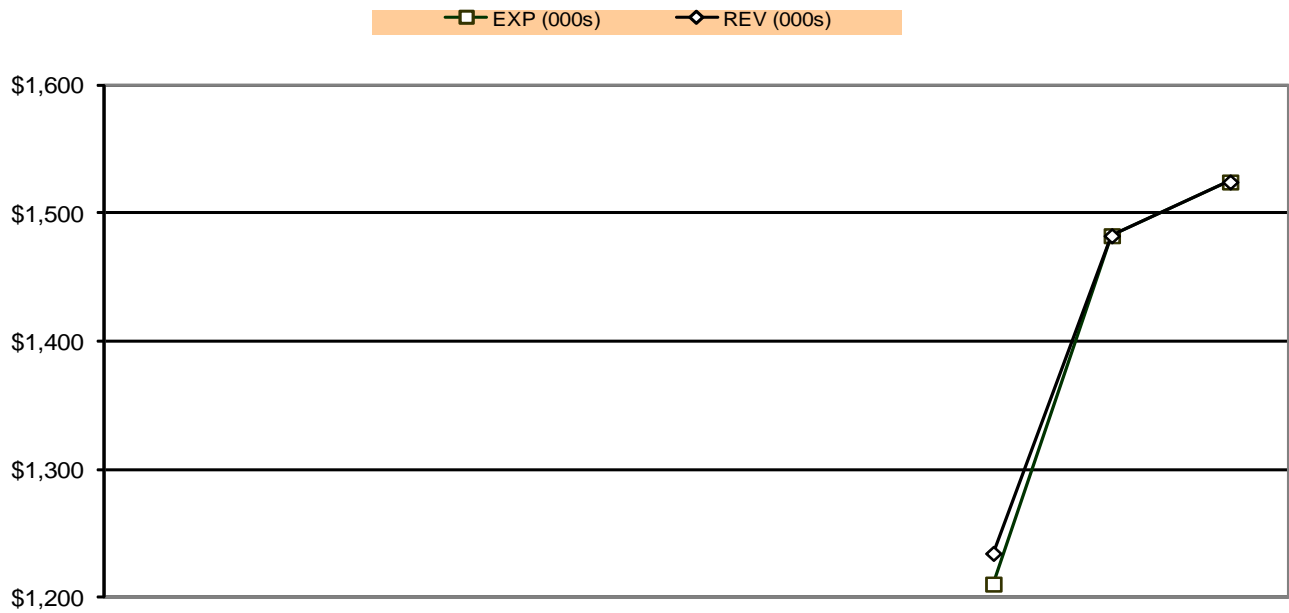
	FY 2012 ACTUAL	FY 2013 ADOPTED	FY 2013 RE-ESTIMATE	FY 2014 ADOPTED
ADJUSTED BALANCE, JULY 1				
Delinquency or Appeals Reserve	-	\$24,160	\$24,269	\$52,163
Unallocated Fund Balance	-	-	-	-
TOTAL BALANCE	-	24,160	24,269	52,163
REVENUES				
Interest Earned on Fund Balance	\$332	-	500	-
Special Assessment District Revenue	1,234,580	1,482,632	1,472,863	1,524,736
TOTAL REVENUES	1,234,912	1,482,632	1,473,363	1,524,736
TOTAL BALANCE AND REVENUES	1,234,912	1,506,792	1,497,632	1,576,899
EXPENSES				
Operating Budget (incl. Contingency & Admin Fee)	1,210,643	1,445,566	1,445,469	1,500,662
Delinquency or Appeals	-	37,066	-	24,074
TOTAL EXPENSES	1,210,643	1,482,632	1,445,469	1,524,736
CLOSING BALANCE, JUNE 30	\$24,269	\$24,160	\$52,163	\$52,163

Notes:

- 1) A five percent reserve for uncollected taxes and assessment appeals reductions is required for the fund. This reserve is reflected in the "Delinquency or Appeals Reserve" portion of the fund balance in combination with the Delinquency or Appeals expense. There is an annual cap of 2.5% in contributions to the reserve. The reserve may exceed five percent, but cannot be lower. The total balance is 5% of the FY 2014 adopted budget.
- 2) The FY 2013 re-estimate is the current projection of expenses and revenues.
- 3) Revenue is credited to the BID each year on a calendar year, rather than fiscal year basis. For example, the FY 2014 adopted revenue is from the June 2013 and October 2013 tax payments.

BALLSTON BUSINESS IMPROVEMENT DISTRICT FUND
TEN-YEAR HISTORY

EXPENDITURE AND REVENUE TRENDS



	FY 2005 Actual	FY 2006 Actual	FY 2007 Actual	FY 2008 Actual	FY 2009 Actual	FY 2010 Actual	FY 2011 Actual	FY 2012 Actual	FY 2013 Adopted Budget	FY 2014 Adopted Budget
EXP (000s)								\$1,211	\$1,483	\$1,525
REV (000s)								\$1,235	\$1,483	\$1,525

BALLSTON BUSINESS IMPROVEMENT DISTRICT FUND
TEN-YEAR HISTORY

Fiscal Year	Description	FTEs
FY 2012	▪ County Board adopted the Ballston Business Improvement District Fund with a real estate assessment tax set at \$0.045 for each \$100 of assessed value.	
FY 2013	▪ The County Board set the Ballston BID tax rate at \$0.045 for each \$100 of assessed value.	
FY 2014	▪ The County Board set the Ballston BID tax rate at \$0.045 for each \$100 of assessed value.	

Our Mission: To provide supplemental services in support of successful revitalization of Crystal City and its economic development

In April 2006, the Arlington County Board, authorized by state enabling legislation, passed an ordinance to establish a Business Improvement District (BID) in Crystal City. The property owners within this geographic area have a separate and additional tax rate to fund the BID's programs. The BID's Board of Directors and committee membership, who oversee the work program, includes owners and tenants of the properties located in the District.

The Crystal City BID provides funding for:

- Marketing, promotion, and branding
- Landscaping and beautification of public areas
- Commercial visitor informational facilities and services
- Social and entertainment activities

SIGNIFICANT BUDGET CHANGES

The FY 2014 adopted expenditure budget for the Crystal City Business Improvement District is \$2,591,803, a one percent (1%) decrease from the FY 2013 adopted budget.

- The adopted CY 2013 real estate tax rate is \$0.043 for each \$100 of assessed value, no change from the CY 2012 tax rate. Due to the slight decrease in assessed real estate values, however, revenue will decrease one percent (\$14,537).

PROGRAM FINANCIAL SUMMARY

	FY 2012 Actual	FY 2013 Adopted	FY 2014 Adopted	% Change '13 to '14
Personnel	-	-	-	-
Non-Personnel	\$2,294,733	\$2,606,340	\$2,591,803	-1%
Total Expenditures	2,294,733	2,606,340	2,591,803	-1%
Total Revenues	2,269,798	2,606,340	2,591,803	-1%
Change in Fund Balance	(\$24,935)	-	-	-

CRYSTAL CITY BUSINESS IMPROVEMENT DISTRICT FUND
FUND BUDGET SUMMARY

CRYSTAL CITY BUSINESS IMPROVEMENT DISTRICT
FUND STATEMENT

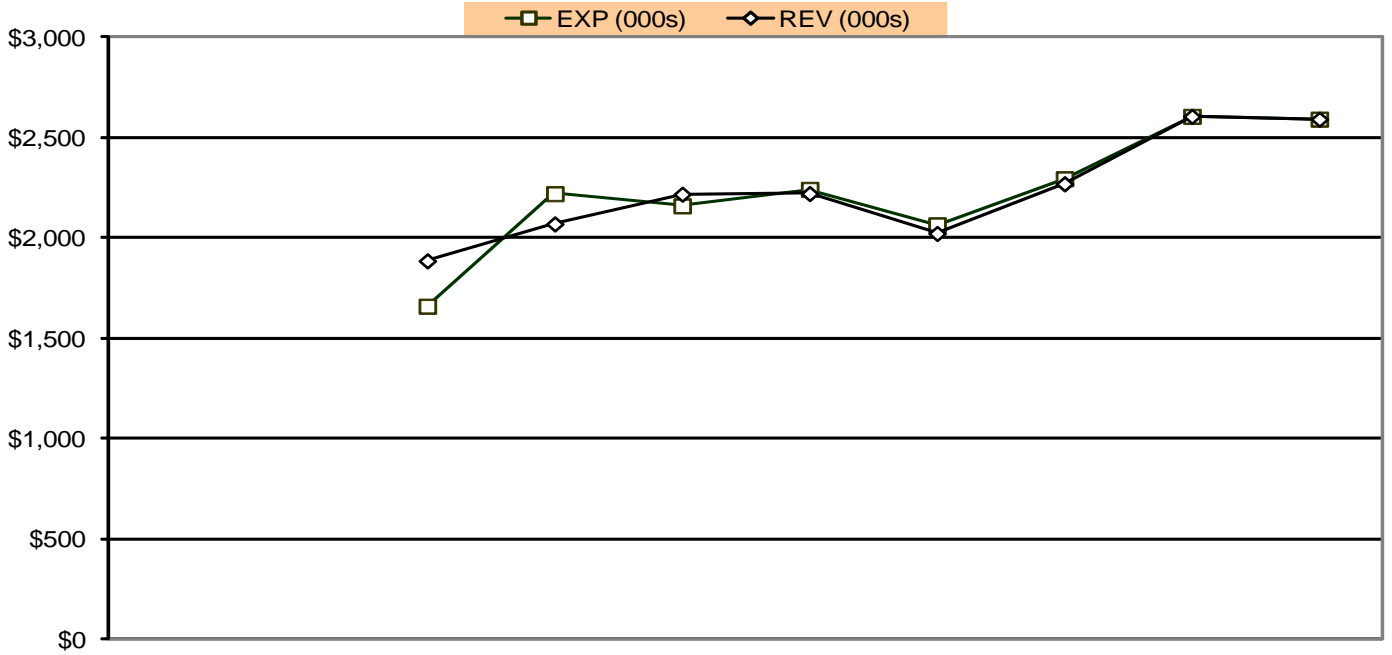
	FY 2012 ACTUAL	FY 2013 ADOPTED	FY 2013 RE-ESTIMATE	FY 2014 ADOPTED
ADJUSTED BALANCE, JULY 1				
Delinquency or Appeals Reserve	\$69,312	\$44,222	\$44,377	\$37,076
Unallocated Fund Balance	-	-	-	-
TOTAL BALANCE	69,312	44,222	44,377	37,076
REVENUES				
Interest Earned on Delinquency/Appeals Reserve	904	-	730	-
Special Assessment District Revenue	2,268,894	2,606,340	2,532,397	2,591,803
TOTAL REVENUES	2,269,798	2,606,340	2,533,127	2,591,803
TOTAL BALANCE AND REVENUES	2,339,110	2,650,562	2,577,504	2,628,879
EXPENSES				
Operating Budget (incl. Contingency & Admin Fee)	2,294,733	2,541,182	2,540,428	2,527,008
Delinquency or Appeals	-	65,158	-	64,795
TOTAL EXPENSES	2,294,733	2,606,340	2,540,428	2,591,803
CLOSING BALANCE, JUNE 30	\$44,377	\$44,222	\$37,076	\$37,076

Notes:

- 1) A five percent reserve for uncollected taxes and assessment appeals reductions is required for the fund. This reserve is reflected in the "Delinquency or Appeals Reserve" portion of the fund balance in combination with the Delinquency or Appeals expense. There is an annual cap of 2.5% in contributions to the reserve. For FY 2014, the adopted budget reflects a delinquency and appeals reserve addition of the maximum annual contribution of 2.5% of the FY 2014 adopted budget.
- 2) The FY 2013 re-estimate is the current projection of expenses and revenues.
- 3) Revenue is credited to the BID each year on a calendar year, rather than fiscal year basis. For example, the FY 2014 revenue is from the June 2013 and October 2013 tax payments. Therefore, the FY 2013 re-estimated revenue is not impacted by the January 2013 assessments.

CRYSTAL CITY BUSINESS IMPROVEMENT DISTRICT FUND
TEN-YEAR HISTORY

EXPENDITURE AND REVENUE TRENDS



	FY 2005 Actual	FY 2006 Actual	FY 2007 Actual	FY 2008 Actual	FY 2009 Actual	FY 2010 Actual	FY 2011 Actual	FY 2012 Actual	FY 2013 Adopted Budget	FY 2014 Adopted Budget
EXP (000s)			\$1,660	\$2,221	\$2,160	\$2,242	\$2,066	\$2,295	\$2,606	\$2,592
REV (000s)			\$1,886	\$2,070	\$2,218	\$2,221	\$2,022	\$2,270	\$2,606	\$2,592

CRYSTAL CITY BUSINESS IMPROVEMENT DISTRICT FUND
TEN-YEAR HISTORY

Fiscal Year	Description	FTEs
FY 2007	▪ County Board set the Crystal City BID tax rate at \$0.045 per \$100 of assessed value.	
FY 2008	▪ County Board set the Crystal City BID tax rate at \$0.045 per \$100 of assessed value.	
FY 2009	▪ The County Board set the Crystal City BID tax rate at \$0.043 for each \$100 of assessed value.	
FY 2010	▪ The County Board set the Crystal City BID tax rate at \$0.043 for each \$100 of assessed value.	
FY 2011	▪ The County Board set the Crystal City BID tax rate at \$0.043 for each \$100 of assessed value.	
FY 2012	▪ The County Board set the Crystal City BID tax rate at \$0.043 for each \$100 of assessed value.	
FY 2013	▪ The County Board set the Crystal City BID tax rate at \$0.043 for each \$100 of assessed value.	
FY 2014	▪ The County Board set the Crystal City BID tax rate at \$0.043 for each \$100 of assessed value.	

Our Mission: To provide supplemental services in support of successful revitalization of Rosslyn and its economic development

In December 2002, the Arlington County Board, authorized by state enabling legislation, passed an ordinance to establish a Business Improvement District (BID) in Rosslyn. The property owners within this geographic area have a separate and additional tax rate to fund the BID's programs. The County Board adopted the Rosslyn Business Improvement District in FY 2004. Rosslyn Business Improvement Corporation (RBIC), an organization whose Board of Directors and committee membership includes owners and tenants of property located in the District, oversees the work program.

The Rosslyn BID provides funding for:

- Beautification, cleaning and maintenance
- Community activities and events
- Parking, transportation, pedestrian and safety enhancements
- Marketing and promotion
- Homeless services
- Management and administration

SIGNIFICANT BUDGET CHANGES

The FY 2014 adopted budget for the Rosslyn Business Improvement District is \$3,630,847, a three percent increase from the FY 2013 adopted budget.

- ↑ The CY 2013 adopted real estate rate is \$0.078 for each \$100 of assessed value, no change from the CY 2012 tax rate. Due to the increase in assessed real estate values, however, revenue will increase three percent (\$94,333).

PROGRAM FINANCIAL SUMMARY

	FY 2012 Actual	FY 2013 Adopted	FY 2014 Adopted	% Change '13 to '14
Personnel	-	-	-	-
Non-Personnel	\$3,210,181	\$3,536,514	\$3,630,847	3%
Total Expenditures	3,210,181	3,536,514	3,630,847	3%
Total Revenues	3,145,636	3,536,514	3,630,847	3%
Change in Fund Balance	(\$64,545)	-	-	-

ROSSLYN BUSINESS IMPROVEMENT DISTRICT FUND
FUND BUDGET SUMMARY

**ROSSLYN BUSINESS IMPROVEMENT DISTRICT
FUND STATEMENT**

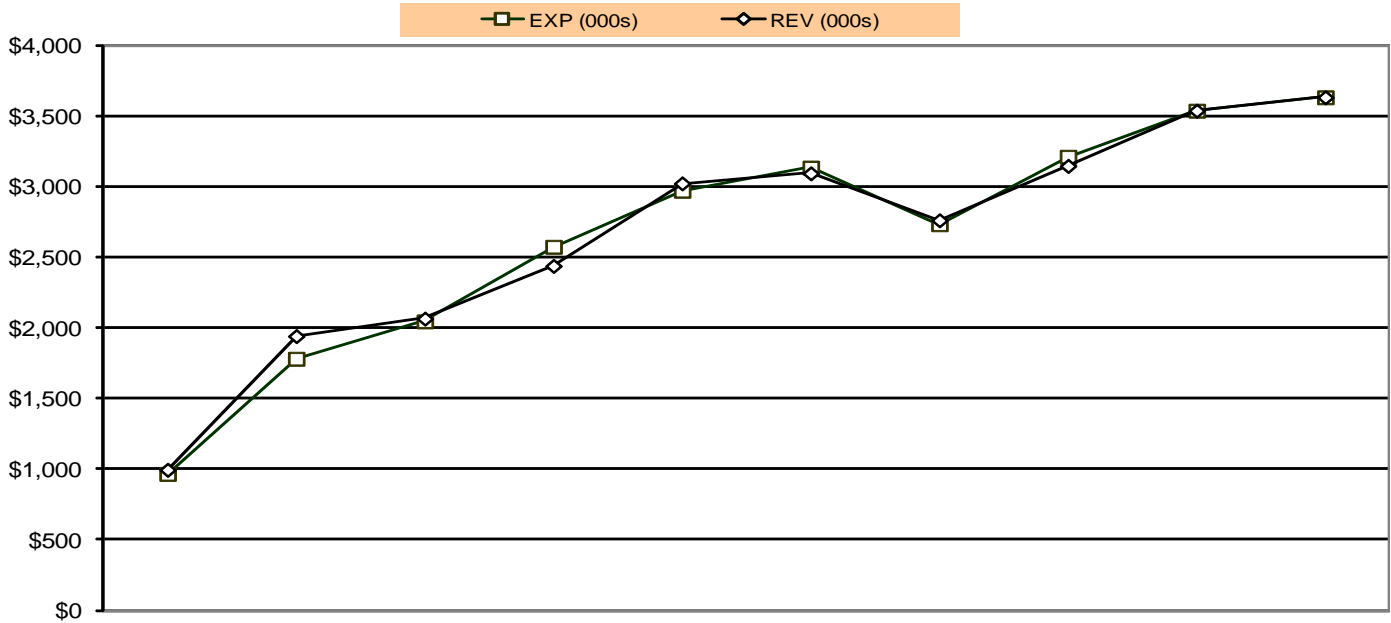
	FY 2012 ACTUAL	FY 2013 ADOPTED	FY 2013 RE-ESTIMATE	FY 2014 ADOPTED
ADJUSTED BALANCE, JULY 1				
Delinquency or Appeals Reserve	\$137,873	\$128,362	\$129,887	\$159,967
Unallocated Fund Balance	56,559	-	-	-
TOTAL BALANCE	194,432	128,362	129,887	159,967
REVENUES				
Interest Earned on Fund Balance	3,038	-	1,550	-
Special Assessment District Revenue	3,142,598	3,536,514	3,522,224	3,630,847
TOTAL REVENUES	3,145,636	3,536,514	3,523,774	3,630,847
TOTAL BALANCE AND REVENUES	3,340,068	3,664,876	3,653,661	3,790,814
EXPENSES				
Operating Budget (incl. Contingency & Admin Fee)	3,153,622	3,488,050	3,490,656	3,609,272
Drawdown Requests	56,559	-	3,038	-
Delinquency or Appeals	-	48,464	-	21,575
TOTAL EXPENSES	3,210,181	3,536,514	3,493,694	3,630,847
CLOSING BALANCE, JUNE 30	\$129,887	\$128,362	\$159,967	\$159,967

Notes:

- 1) A five percent reserve for uncollected taxes and assessment appeals reductions is required for the fund. This reserve is reflected in the "Delinquency or Appeals Reserve" portion of the fund balance in combination with the Delinquency or Appeals expense. The reserve may exceed five percent, but cannot be lower. The total balance is 5% of the FY 2014 adopted budget.
- 2) The FY 2013 re-estimate is the current projection of expenses and revenues.
- 3) Revenue is credited to the BID each year on a calendar year, rather than fiscal year basis. For example, the FY 2014 revenue is from the June 2013 and October 2013 tax payments. Therefore, the FY 2013 re-estimated revenue is not impacted by the January 2013 assessments.

ROSSLYN BUSINESS IMPROVEMENT DISTRICT FUND
TEN-YEAR HISTORY

EXPENDITURE AND REVENUE TRENDS



	FY 2005 Actual	FY 2006 Actual	FY 2007 Actual	FY 2008 Actual	FY 2009 Actual	FY 2010 Actual	FY 2011 Actual	FY 2012 Actual	FY 2013 Adopted Budget	FY 2014 Adopted Budget
EXP (000s)	\$966	\$1,781	\$2,045	\$2,573	\$2,970	\$3,134	\$2,733	\$3,210	\$3,537	\$3,631
REV (000s)	\$995	\$1,941	\$2,065	\$2,438	\$3,022	\$3,093	\$2,761	\$3,146	\$3,537	\$3,631

ROSSLYN BUSINESS IMPROVEMENT DISTRICT FUND
TEN-YEAR HISTORY

Fiscal Year	Description	FTEs
FY 2005	▪ County Board set the RBID tax at \$0.048 per \$100 of assessed value.	
FY 2006	▪ County Board set the RBID tax rate at \$0.086 which includes the additional levy (\$0.04) in property tax to support the increased services adopted in the BID FY 2006 Work Program.	
FY 2007	▪ County Board set the RBID tax rate at \$0.078 per \$100 of assessed value.	
FY 2008	▪ County Board set the RBID tax rate at \$0.082 per \$100 of assessed value.	
FY 2009	▪ County Board set the RBID tax rate at \$0.082 per \$100 of assessed value.	
FY 2010	▪ County Board set the RBID tax rate at \$0.080 for each \$100 of assessed value.	
FY 2011	▪ County Board set the RBID tax rate at \$0.080 for each \$100 of assessed value.	
FY 2012	▪ County Board set the RBID tax rate at \$0.080 for each \$100 of assessed value.	
FY 2013	▪ County Board set the RBID tax rate at \$0.078 for each \$100 of assessed value.	
FY 2014	▪ County Board set the RBID tax rate at \$0.078 for each \$100 of assessed value.	